

# 020-0910 Inside Squeeze Release - Remote



This product was specifically designed for off-highway vehicle applications including agricultural and construction equipment that require a remote inside release that mounts into an existing tubing provided by the customer.

### **DESIGNED FOR:**

- Medium to heavy weight doors for off-highway vehicle applications
- Doors where it is desirable to have the inside release remotely located to the latch location
- Use with 25mm (.98") or 30/32mm (1.18/1.26") outside diameter steel tubing - customer provided

### **FEATURES/BENEFITS:**

- The inside release can be positioned at any point along the tube for convenient location to suit the door/cab design over direct lever releases
- Non-handed design is adaptable for door on either side of vehicle
- The inside release is connected by a rod or cable to the latch and includes an integrated return spring
- The cam detail in the inside release is reversible allowing the inside release to be actuated in the opposite direction providing flexibility in the product application
- Two versions available;
  - ◇ Version 1 installs without tools and snaps in the tubing
  - ◇ Version 2 requires (2) M5 thread forming cap screws and provides an anti-pinch squeeze handle



### **Global Locations:**

**TriMark Corporation**  
500 Bailey Avenue  
P.O. Box 350  
New Hampton, Iowa 50659  
United States  
Tel: 641-394-3188  
Fax: 641-394-2392  
1-800-447-0343  
www.trimarkcorp.com

**TriMark Europe**  
Unit 3 Sence Court  
Bardon Hill  
Coalville  
Leicestershire LE67 1GZ  
United Kingdom  
Tel: +44(0)1530 512460  
Fax: +44(0)1530 512461  
www.trimarkeu.com

**TriMark (Xuzhou)**  
Building A5 Jingwu Road  
Xuzhou Economic  
Development Zone  
Xuzhou, Jiangsu  
221004 PR China  
Tel: +86 516 8773 0018  
Fax: +86 516 8773 0058  
www.trimarkcn.com



TriMark. Interactive. Product. Selector



TriMark



TriMark Corporation



TriMark Corporation

**MATERIAL:**

- Inside release components: Glass reinforced nylon

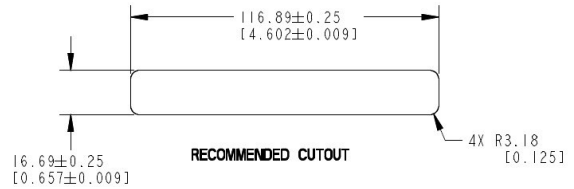
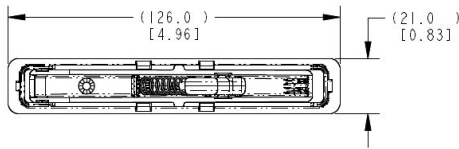
**INSTALLATION:**

- The inside release sub-assembly installs into the pipe and includes a flange that covers the tubing cutout
- Version 1 snaps in the tubing
- Version 2 requires (2) M5 thread-forming cap screws
  - ◊ Recommended mounting fastener torque to be 4 - 4.5 N-m (35-40 in-lbs.)

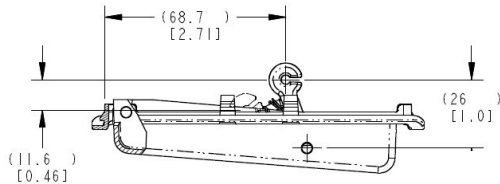
**U.S. Patent No. 8,011,699**

**CAUTION:** Product does not meet the locking requirements for FMVSS 206 (ECE R11).

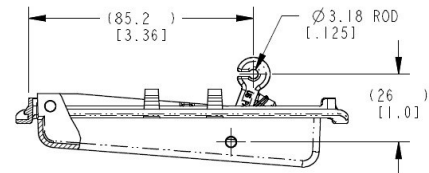
Individual part dimensions are for reference only. Refer to individual part drawings for complete dimensions, specifications, and installation procedures. Engineering assistance and application drawings are available.



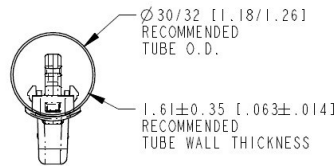
**VERSION 1**



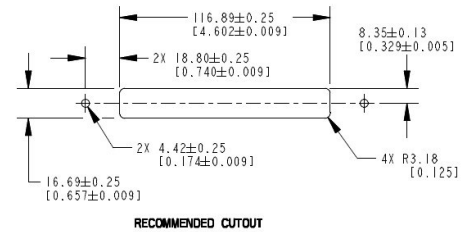
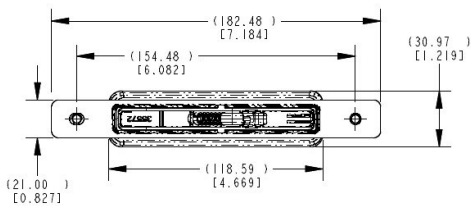
STANDARD CAM ORIENTATION ASSEMBLY



REVERSED CAM ORIENTATION ASSEMBLY

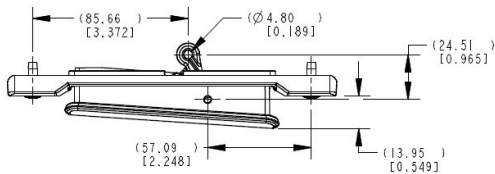


For more information visit [www.trimarkcorp.com](http://www.trimarkcorp.com)

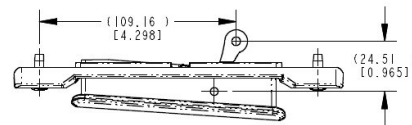


RECOMMENDED CUTOUT

**VERSION 2**



STANDARD CAM ORIENTATION ASSEMBLY



REVERSED CAM ORIENTATION ASSEMBLY

